



Leukaemia

by Robert Walsh and Alex Teo. Univ of Cambridge Medical School.

Delivered in Ghana June 2011

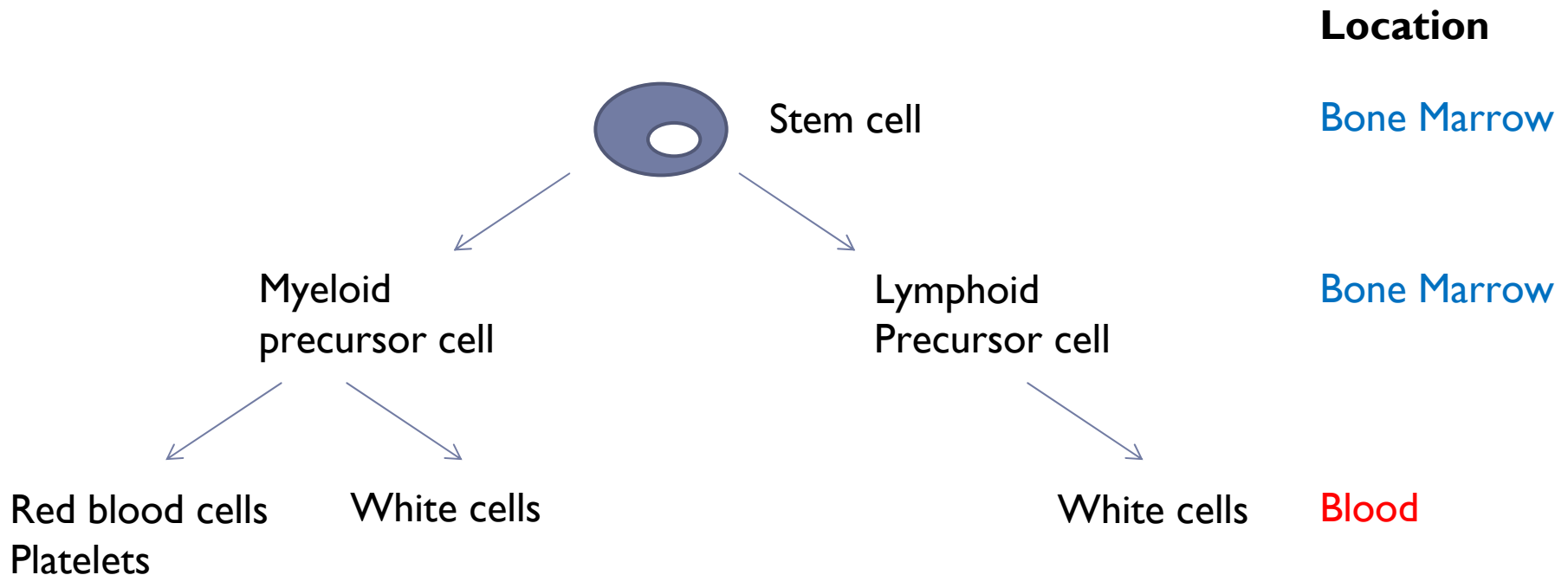
Leukaemia – Overview

- ▶ Haematopoiesis
- ▶ Definition
- ▶ Classification
 - ▶ Acute, chronic
 - ▶ Symptoms and signs



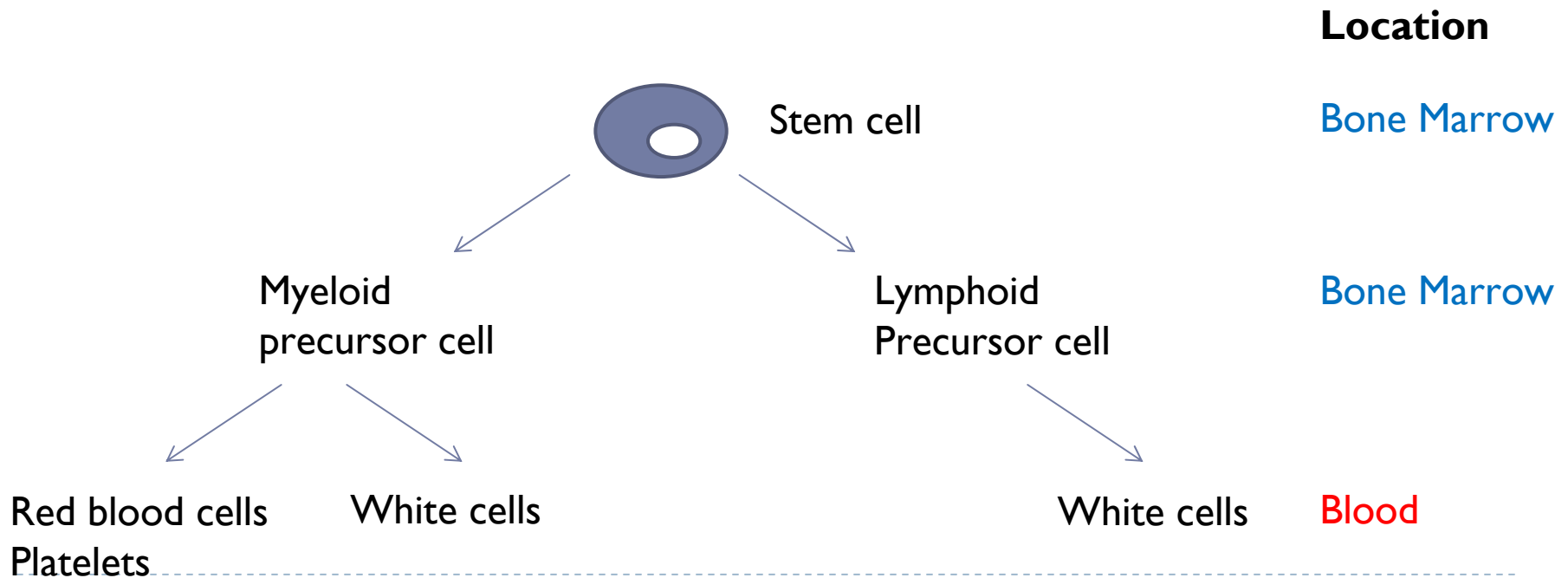
Leukaemia – Haematopoiesis

- ▶ Formation of blood cells
- ▶ Haematopoietic system
 - ▶ Bone marrow, Liver, Spleen, LN's, Thymus



Leukaemia – Definition

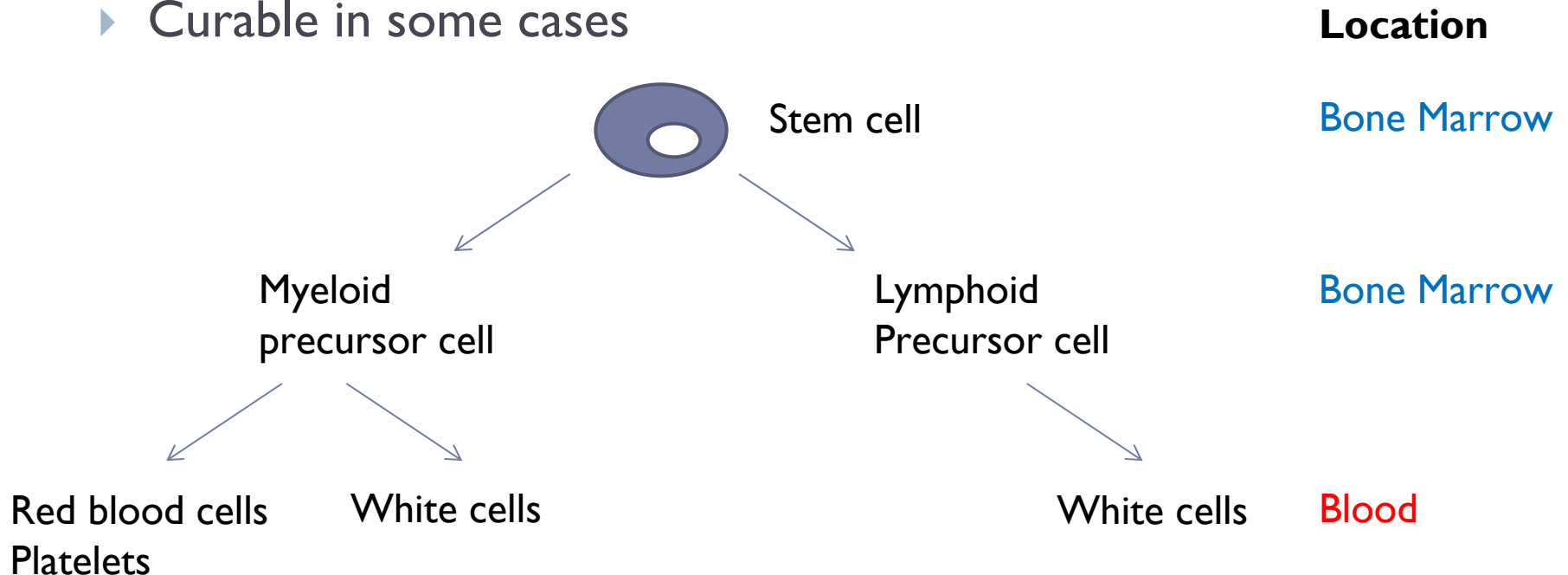
- ▶ Defect in process of haematopoiesis
- ▶ Can occur at different points in pathway
- ▶ Leads to accumulation of precursor cells in bone marrow and blood



Leukaemia – Classification

▶ Acute

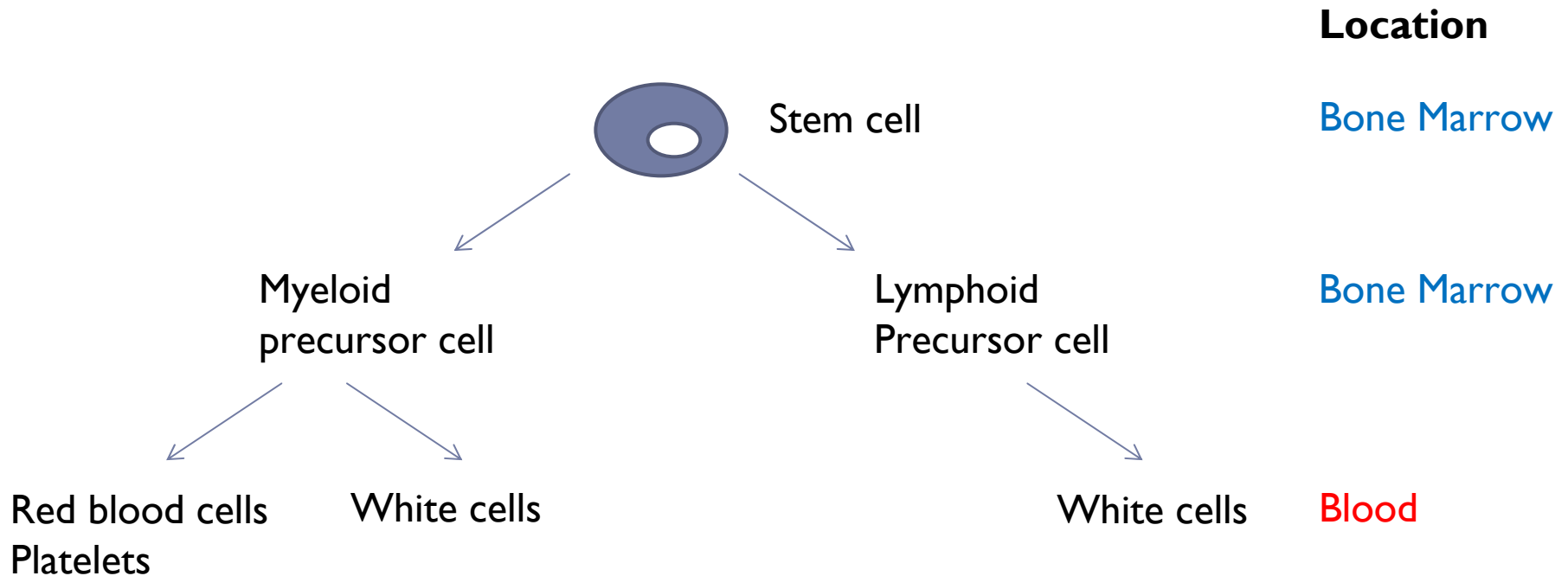
- ▶ Problem is early on in haematopoiesis pathway
- ▶ Build up of premature cells (blasts) in bone marrow and blood
- ▶ Can be acutely fatal
- ▶ Curable in some cases



Leukaemia – Classification

▶ Chronic

- ▶ Problem is late on in haematopoiesis pathway
- ▶ Does not always need treatment
- ▶ Difficult to cure



Leukaemia – Symptoms and signs

▶ Acute

- ▶ Bone marrow failure
 - ▶ Low RBC → anaemia
 - ▶ Low WBC → infection
 - ▶ Low Platelets → bleeding
 - Mucosal bleeding (epistaxis, subconjunctival hge)
 - Purpura
- ▶ Infiltration of organs by malignant cells
 - ▶ Leads to lymphadenopathy
 - ▶ Hepatosplenomegaly
- ▶ Weight loss, fever, gout



Leukaemia – Symptoms and signs

▶ Chronic

- ▶ Non specific symptoms
 - ▶ Weight loss, fever, lethargy
- ▶ Lymphadenopathy and Hepatosplenomegaly
 - ▶ Common
- ▶ Bone marrow failure is rare



Thank you

